

We use cookies to make sure our websites work effectively and to improve your user experience. If you continue to use this site we will assume that you are happy with this. However, you can change your cookie settings at any time.

[More Info/Change Settings](#)
[Continue](#)
[The Open University](#) | [Explore OpenLearn](#)


Create and publish
your own free courses


[Home](#)
[Get started](#)
[Create a course](#)
[Free courses](#)
[Collections](#)
[Sign up / Sign in](#)
[Home](#) > [Courses](#) > [Collections](#) > [TESS-India \(Teacher Education through School-based Support\)](#) > [TI-AIE](#) > Video Resources

[TI-AIE: TESS-India Video Resources](#) > Using local resources

[View downloads](#)
[View as single page](#)
[Material content](#)

Key Resources
(Principles of
Practice)

Compendium for
teacher
development

Elementary
Language and
Literacy OER

Elementary
English OER

Secondary
English OER

Elementary
Maths OER

Secondary
Maths OER

Elementary
Science OER

TESS-India: All India Resources (in English)

If you create an account, you can set up a personal learning profile on the site.

[Create account](#)
[See more materials](#)


Using local resources

These videos show examples of teachers using resources creatively in different subject lessons. Local resources can create authenticity in activities by making learning familiar and meaningful to students. Resources help students to move from objects (such as segments of fruit and bottle top counters) to symbols (such as fractions and addition) in ways that make sense to them. Using resources creatively can make learning activities more motivating to students.


You may also want to read [the Key Resource 'Using local resources'](#).

Tip: hold Ctrl and click a link to open it in a new tab. ([Hide tip](#))

A teacher has taken her students outside to make the activity more engaging and meaningful for them.

Using local resources: Lower Primary Lan...



School Leadership OER 

Video Resources 

TI-AIE: TESS-India Video Resources

Introduction

Planning lessons

Involving all

Talk for learning

Using pair work

Using questioning to promote thinking

Monitoring and giving feedback

Using groupwork

Assessing progress and performance

Using local resources

Storytelling, songs, role play and drama

School Leadership

Introduction

Establishing school-community partnerships

Knowing your school

Understanding students' backgrounds

Reading and writing

Involving parents

Inclusion

- You may also want to read TESS-India's Teacher Development OER [Elementary Language and Literacy](#).

A teacher integrates hands-on experience for her students in her lesson.

Using local resources: Lower Primary Scie...



- Download: [transcript/video](#).
- We welcome your thoughts on this video. Please share them on [YouTube](#).
- You may also want to read TESS-India's Teacher Development OER [Elementary Science](#).

A teacher uses natural resources creatively to enhance her English lesson.

Using local resources: Upper Primary Engl...



- Download: [transcript/video](#).
- We welcome your thoughts on this video. Please share them on [YouTube](#).
- You may also want to read TESS-India's Teacher Development OER [Elementary English](#).

A teacher uses resources imaginatively to supplement the textbook.





its secondary activity of credit broking.

Leading teachers

Leading teaching and learning


TI-AIE: TESS-India School Leadership Video Resources


Using the TESS-India Toolkit 

TESS-India Teacher Educator Guidance Notes 

Examples of Use 

About this material

 10 hours study

 Level 1: Introductory

 **Description**



- Download: [transcript/video](#).
- We welcome your thoughts on this video. Please share them on [YouTube](#).
- You may also want to read TESS-India's Teacher Development OER [Elementary Maths](#).

A teacher uses the school environment to enhance her students' learning.

Using local resources: Upper Primary Scie...



- Download: [transcript/video](#).
- We welcome your thoughts on this video. Please share them on [YouTube](#).
- You may also want to read TESS-India's Teacher Development OER [Elementary Science](#).

A teacher employs local and handmade resources to encourage student participation in his lesson.



- Download: [transcript/video](#).
- We welcome your thoughts on this video. Please share them on [YouTube](#).
- You may also want to read TESS-India's Teacher Development OER [Secondary English](#).

[← Previous](#)
[Next →](#)
[Assessing progress and performance](#)
[Storytelling, songs, role play and drama](#)


Print

For further information, take a look at our frequently asked questions which may give you the support you need.

[Have a question?](#)
[Report a concern](#)
[Back to top](#) 

Search OpenLearn Create



OpenLearn Create

[About us](#)
[Help and Support](#)
[Copyright](#)
[Contact OpenLearn Create](#)

Explore

[Free Courses](#)
[Collections](#)
[Partners](#)

Create & Manage

[Course guide](#)
[Create a course](#)
[Manage courses](#)


[Creative commons licence](#)

Except for third party materials and otherwise stated, content on this site is made available under Creative Commons licences. OpenLearn Create is powered by a number of software tools released under the GNU GPL.